



Payment Instructions for Immersion Program

*(It's very important to follow the instructions to make payment for your Immersion Program.
Contact Bursar Office 528-793-2521 or visit O'Kane 159 if you have any questions about how to pay)*

1. Log into your TouchNet Account
2. Select **Make Payment** from upper left hand corner of menu bar:



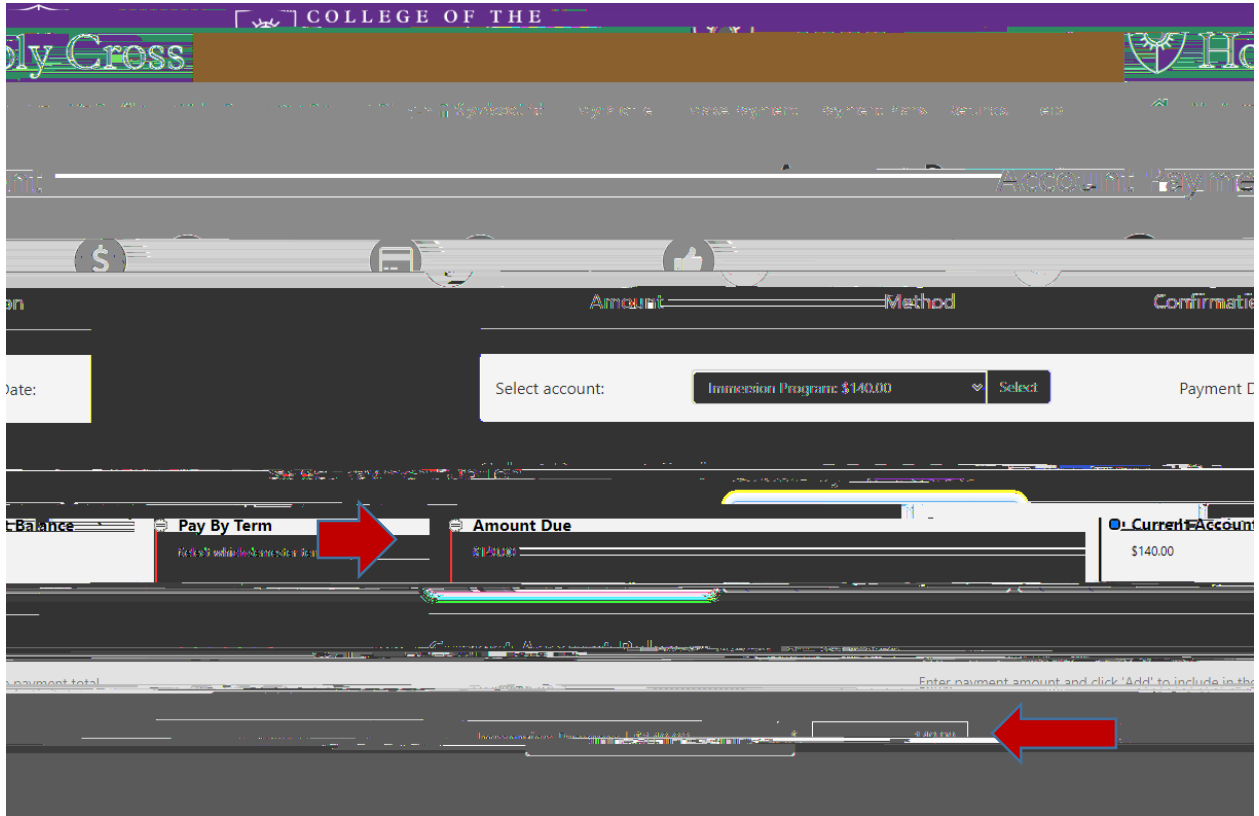
3. Select Account: **Immersion Program** and Click **SELECT**:



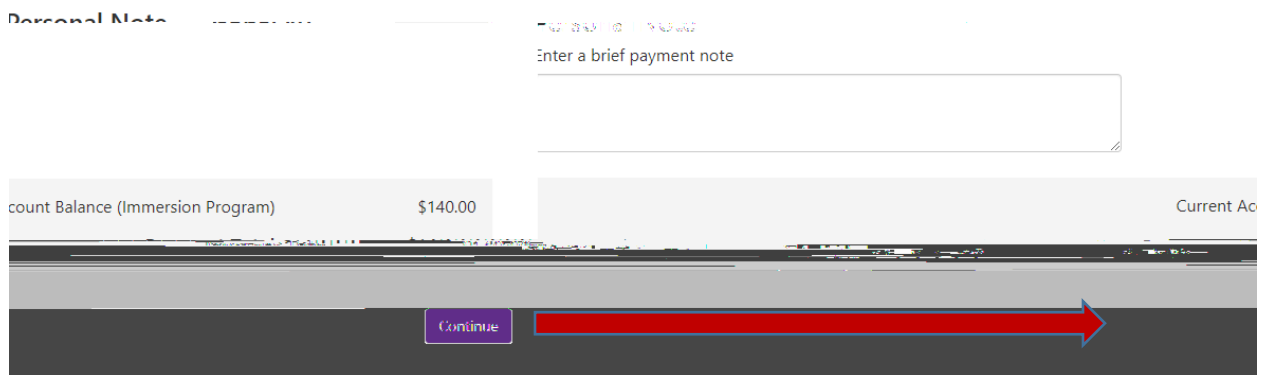
PLEASE NOTE - You must select IMMERSION PROGRAM ACCOUNT for the payment to be applied to your IMMERSION Program.

Once a payment has been applied to an account it cannot be moved. If you have any questions about how to select the correct account please call, email or stop by the Bursar's Office in O'Kane 159 for assistance.

4. Choose **Current Account Balance** – this should be ONLY the IMMERSION PROGRAM TOTAL; and Click the **Add** button



5. Click **Continue** at the Bottom Right:



6. Use the drop down to **Select Method & Enter payment information** and follow prompts to make your payment

Account Payment

